


### Compostable in a commercial facility

NatureWorks Ingeo PLA

### Cold Clear Cups - PLA Compostable



**9oz**  
**CC9-PLA**  
 50/20  
 1000/cs  
 2.32/cu.ft  
 20.9lbs

**12oz**  
**CC12-PLA**  
 50/20  
 1000/cs  
 2.88/cu.ft  
 18.9lbs

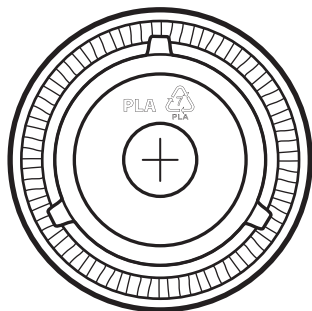
**16oz**  
**CC16-PLA**  
 50/20  
 1000/cs  
 3.86/cu.ft  
 30lbs

**20oz**  
**CC20-PLA**  
 50/50  
 2500/cs  
 4.4/cu.ft  
 34.1lbs

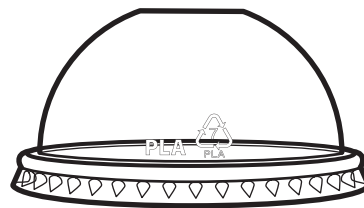
**24oz**  
**CC24-PLA**  
 50/12  
 600/cs  
 2.56/cu.ft  
 21.4lbs

**28oz**  
**CC28-PLA**  
 25/12  
 300/cs  
 2.1/cu.ft  
 14.5lbs

### Lids - PLA Compostable



**Flat Lid**  
**LD-12-24-PLA**  
 50/20  
 1000/cs  
 1.74/cu.ft  
 7lbs



**Dome Lid**  
**LDOMO-PLA**  
 50/20  
 1000/cs  
 2.34/cu.ft  
 10.6lbs

### Straws - PLA Compostable



**Individually Wrapped Straw**  
 8.26" Long  
**PLA-STRAW-8W-P**  
 5000/cs

**Straws - Bulk Packaging**  
 8.26" Long  
**PLA-STRAW-8W**  
 5000/cs